

# CORAM

SHOWER ENCLOSURES

## CORAM PRODUCT GUARANTEE

We are confident in the quality and durability of our Coram range of shower enclosures and products. As such we offer Coram customers a guarantee against manufacturing defects and faulty materials subject to the terms and conditions of our Coram product guarantee as set out in this document.

Please note that our Coram product guarantees are in addition to the legal and statutory rights of a consumer and these rights are not affected by our guarantees.

### Coram product guarantees

(a) 10 year guarantee for Coram shower enclosures, Coram showertrays and Coram shower panels and bath screens

From the date of installation we will provide a 10 year guarantee in respect of our range of Coram shower enclosures, Coram showertrays, Coram shower panels and Coram bath screens against manufacturing defects and faulty materials provided that the Coram products are installed, used and maintained in accordance with the manufacturer's instructions, including our care and cleaning advice.

Please note:

(i) the important additional terms and conditions that also apply to this Coram product guarantee as set out in section 3 below; and

(ii) that where Coram products are either "ex display", sold at a discount or used for Business Use then a 5 year guarantee from the date of installation will apply instead of the 10 year period referred to above. See section 3 below for further details and the definition of Business Use.

(b) 4 year guarantee for Coram wheel bearing products

From the date of installation we provide a 4 year guarantee in respect of our Coram wheel bearing products against manufacturing defects and faulty materials provided that they are installed, used and maintained in accordance with the manufacturer's instructions, including our care and cleaning advice.

Please note the important additional terms and conditions that also apply to this guarantee as set out in section 3 below.

(c) 2 year guarantee for Coram seals and gaskets

From the date of installation we provide a 2 year guarantee as regards our Coram seals and gaskets against manufacturing defects and faulty materials provided that they are installed, used and maintained in accordance with the manufacturer's instructions, including our care and cleaning advice.

Please note the important additional terms and conditions that also apply to this guarantee as set out in section 3 below.

### Additional terms and conditions applying to all the Coram products guarantees.

The following terms and conditions apply to all our Coram product guarantees in addition to the terms set out in section 2 above.

1. Our product guarantees are only valid where the products are purchased and used in the United Kingdom and the Republic of Ireland.

2. In bringing a claim under a guarantee, proof of purchase of the product in question will be required.

3. Where installed, we must be given a reasonable opportunity to inspect the product in its installed situation.

4. The Coram product guarantee only covers the original installation. Coram products are not covered by our guarantee once they have been uninstalled, removed or displaced for any reason; including for example as part of a bathroom renovation.

5. The Coram product guarantee only applies to the original purchaser and is non-transferable.

6. Where Coram products are "ex display" or sold at a discount or used for Business Use then a 5 year guarantee from the date of installation will apply instead of the 10 year period referred to in Section 2 above. For the purposes of our guarantees "Business Use" means a product that is used wholly or mainly in connection with a business, profession, institution or establishment including of a care or commercial

nature; and for these purposes and by way of non-exhaustive examples only, the use of our products in following contexts shall constitute Business Use: use in/by hospitals, landlords, social housing, nursing homes and hotels.

7. Our Coram product guarantees do not cover fair wear and tear or damage arising from "Misuse and Abuse" which includes the following:

- Improper installation (including failure to follow our installation instructions, local bylaws and general good plumbing practice);
- Overtightening of screws/excessive force;
- Inappropriate cleaning products and misuse of them;
- Failure to follow our cleaning and maintenance instructions;
- Abrasive cleaning products;
- Accidental damage;
- Incompatible products used alongside;
- Improper use of products;
- Product modification without obtaining manufacturer advice;
- Malicious or intentional damage or neglect;
- Build-up of mildew and lime scale;
- Non-compliance with building regulations and codes of practice;
- Incorrect tools being used;
- Improper storage and handling of product including exposure to extreme temperatures;
- Installation of a product suspected to be damaged; and
- Use of insufficient or inappropriate fixings.

8. Glass: Please note that any toughened glass panels are not covered by our Coram product guarantee once the installation / assembly activity has commenced.

9. As regards bespoke / tailored products then Coram cannot accept responsibility under the Coram product guarantee if the measurements or specification supplied to Coram by the customer or by a third party are incorrect.

10. If in our opinion there is a valid claim under our Coram product guarantee then we will at our option either provide a replacement product (or part as applicable) or refund the price of the applicable product. Please note, for the avoidance of doubt that our Coram product guarantee does not include an installation service nor cover the cost of any labour to replace a product the subject of a valid claim under our guarantee.

11. Our policy is one of continuous improvement. Where a valid claim under a Coram product guarantee has been brought and we offer a replacement product in circumstances where identical product are no longer available, then we reserve the right to replace it with our nearest equivalent product.

12. Where we provide a replacement product or part under our Coram product guarantee then this does not extend the length of the guarantee; such that the Coram product guarantee on the replacement part or products will expire at the same time as under the original Coram product guarantee.

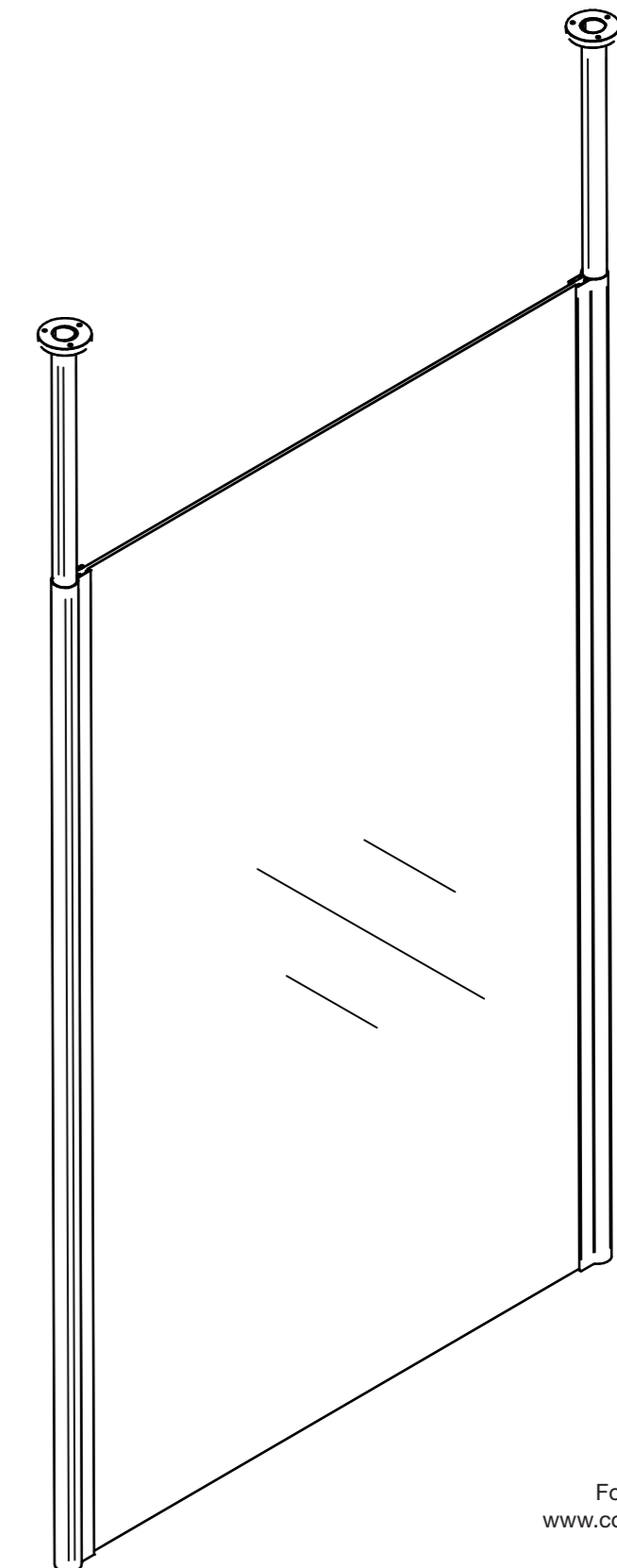
13. If a claim is made under a Coram product guarantee and it is ultimately revealed that the claim is invalid for whatever reason, including for example that the product has been Misused or Abused (including improperly installed), then we reserve the right to charge the claimant in respect of any expense we reasonably incur as a result of dealing with and investigating such claim; including our service personnel's time and the cost of any replacement products or parts supplied. In addition we reserve the right to charge for the cost of travel outside mainland UK.

14. It is the customer's and their contractor's responsibility to inspect the products on purchase and/or delivery to identify any damage or faults. Our Coram product guarantees do not cover Coram products in circumstances where they are installed notwithstanding that they are damaged or faulty and such damage or fault is obvious, or should have been reasonably obvious, immediately prior to installation commencing. Consequently we will not accept a claim in respect of a Coram product where it has been installed with a fault that would have been clearly visible before installation.

Note – for further details regarding claiming under the guarantee plus care and cleaning advice please go to:

[www.coram.co.uk/terms-conditions/](http://www.coram.co.uk/terms-conditions/)

# SUPREME GLASS SCREEN WALK THROUGH



**10**  
YEAR  
guarantee

For full details please visit  
[www.coram.co.uk/terms-conditions/](http://www.coram.co.uk/terms-conditions/)

**TECHNICAL HELPLINE 01460 256 080**

**A PRODUCT OF CORAM UK**

Conquest Business Park, Cad Road, Ilton, Somerset, TA19 9EA. • Tel: 01460 256 080 • Fax: 01460 259 800  
[www.coram.co.uk](http://www.coram.co.uk)



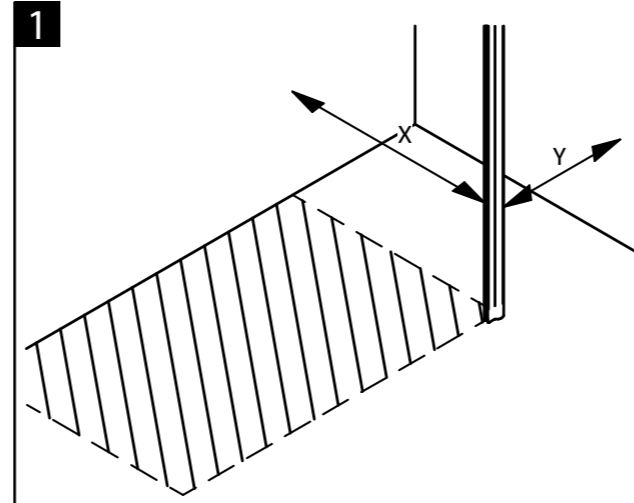
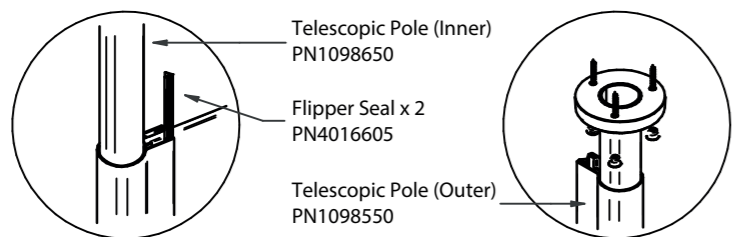
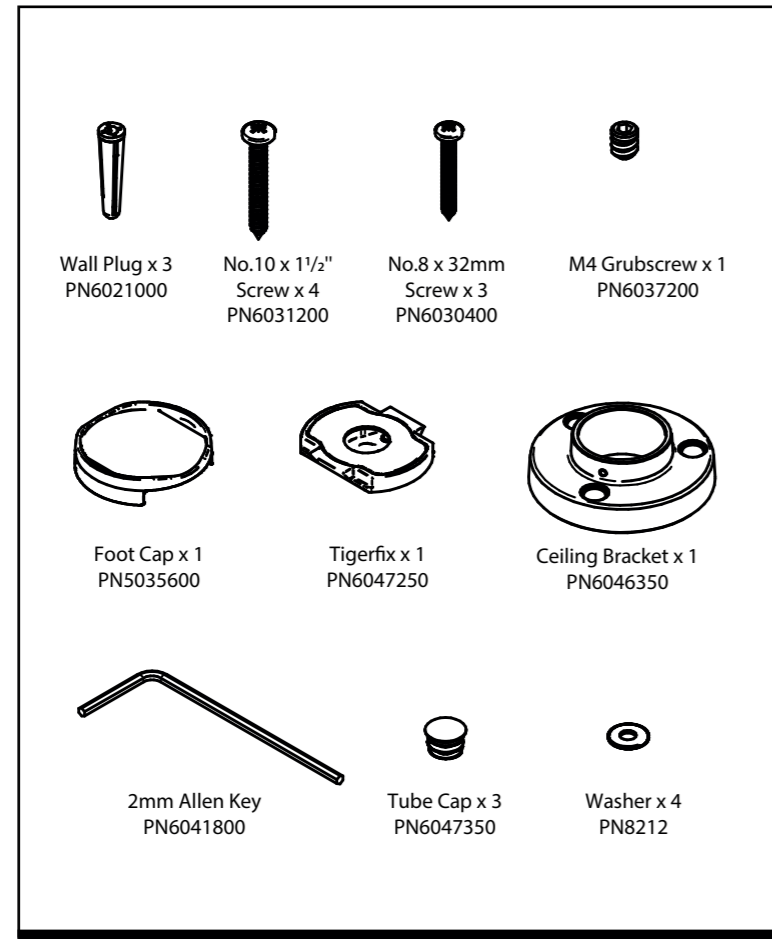
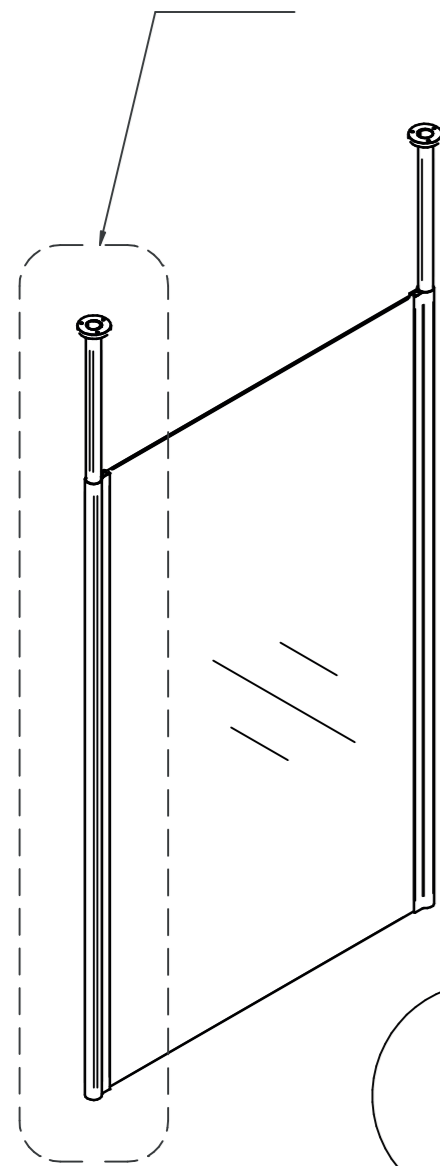
Please read these installation instructions carefully and keep for future reference. Incorrect fitting will invalidate the guarantee.

**SAFETY**

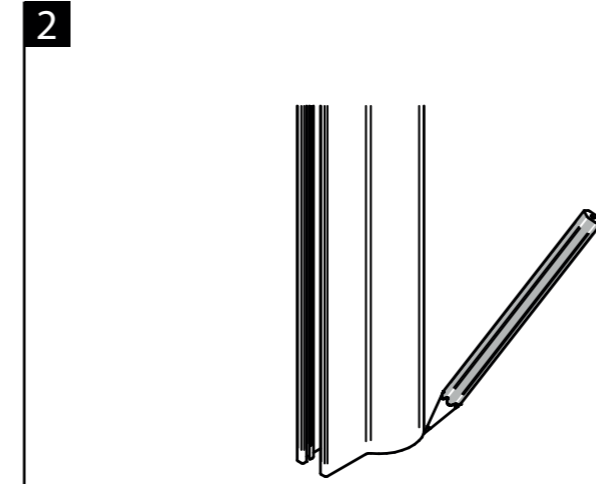
- Handle glass with care. Although the glass is very tough, sharp impacts can damage both the glass and metal frame.
- Do not remove the plastic corner protectors from the glass panels until the panels are about to be fitted
- As the parts are large, we recommend that two people are needed to carry out parts of the installation.
- Make sure there are no hidden pipes or cables in the floor and walls where you intend to drill.
- Wear safety goggles, shoes and appropriate clothing.
- If you are unsure about any part of the installation, please contact our technical department on: 01460 256 080

**EQUIPMENT NEEDED:**

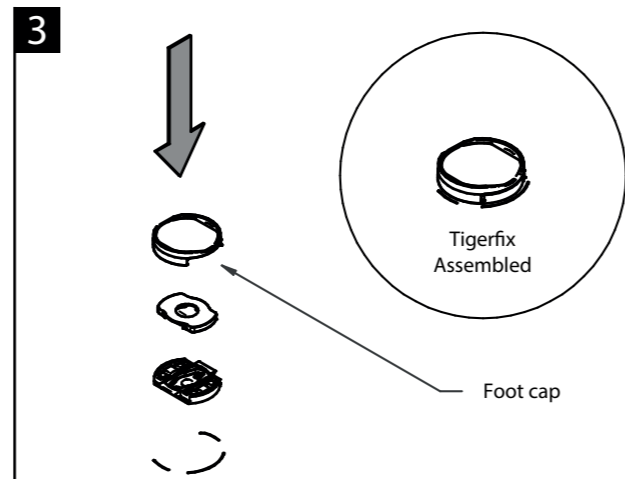
Spirit level, pencil, crosshead screwdriver, silicone sealant, tape measure, knife, power drill, scissors and selection of drill bits.



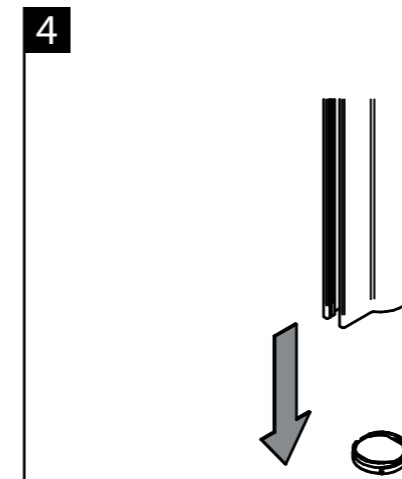
Determine where the first pole of the Aqua- Screen Clear Walk Through is going to be.



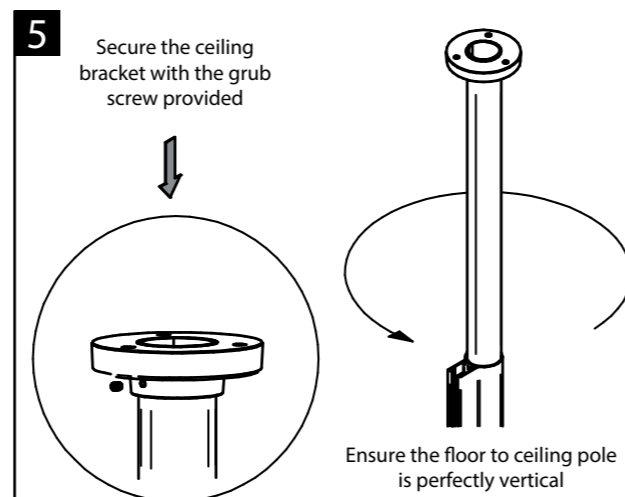
Mark location of the floor to ceiling pole as shown.




Attach the Tigerfix to the floor within the marked area, leave for 30 minutes to cure.



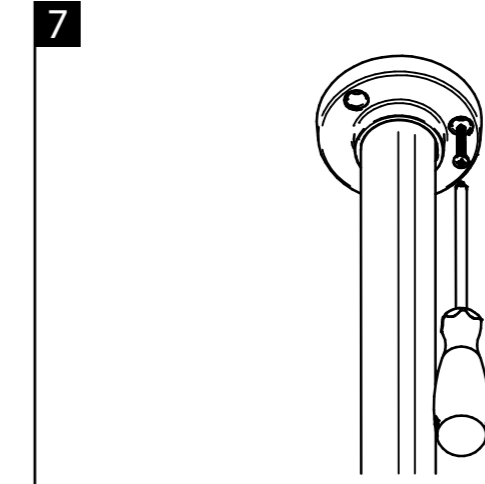
Position the outer pole on top of the Tigerfix as shown.



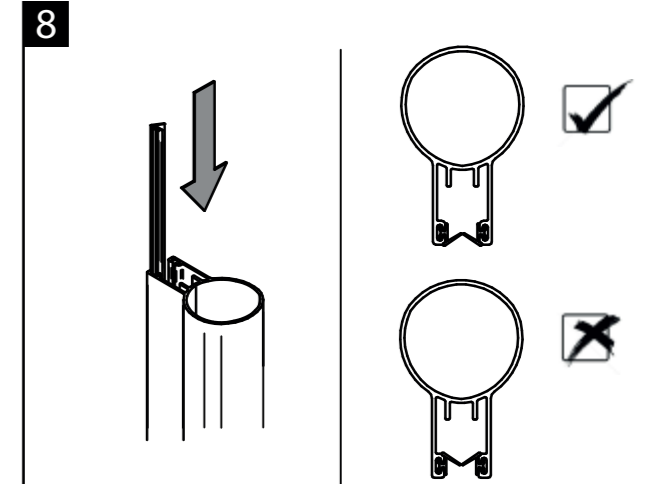
Fit the ceiling bracket to the inner pole. Then extend the pole to required height and rotate it until it locks into position.



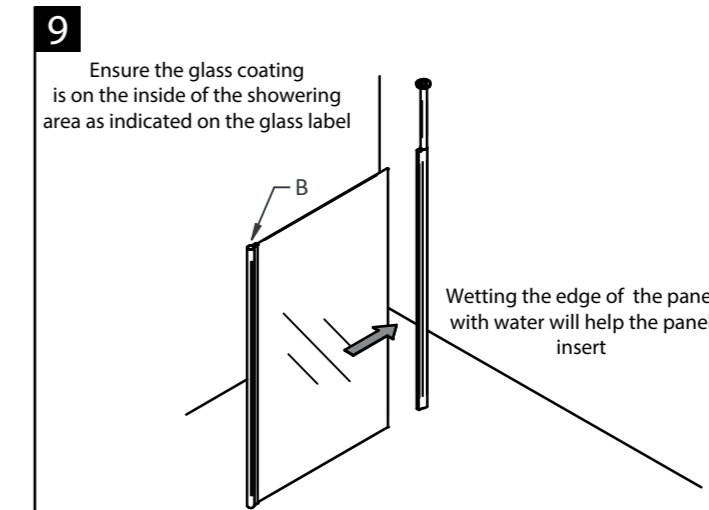
Mark the position of the holes on the ceiling, unlock and lower the inner pole, then drill the positions marked.



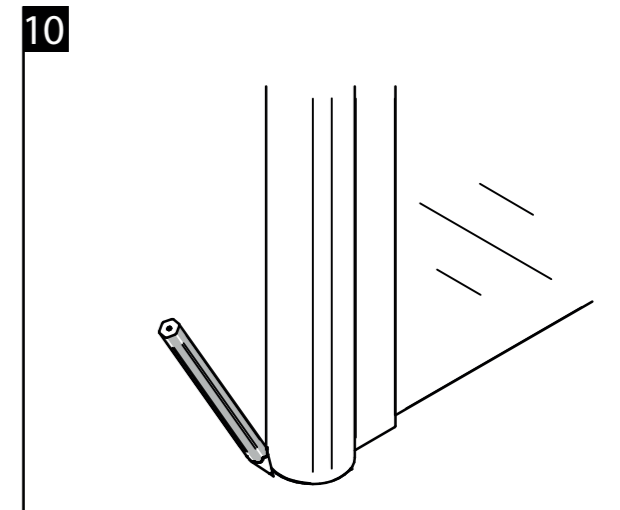
Raise the inner pole, lock in position and screw the ceiling bracket in place. For the optional threshold strips installation go to pages 3 -5 (main installation guide).



Slide the flipper seals down into both telescopic poles and cut off any excess. Note the orientation of the soft flippers.



Attach the other telescopic pole (B) to the panel, then place the glass panel ( correct way around) into the floor to ceiling pole as shown.



Mark location of the other pole as shown. Then repeat stages 3-7 to complete the installation of Aqua Screen Clear Walk Through.

**RECYCLING**

Packaging: The cardboard and polythene parts of this packaging can be recycled  
 End of life: This product contains materials such as aluminium and glass which can be recycled  
 Please contact your local authority to find your nearest recycling centre



**CARE AND MAINTENANCE**

**IMPORTANT:** You must not use the shower for 24 hours after installation of the enclosure.  
**DO NOT** use bleach, scouring powders, solvents or other aggressive cleaning agents. To clean, use warm soapy water and a clean cloth and rinse off.  
**PLEASE NOTE:** There has been a glass coating applied to this product, use a squeegee to remove water and debris.  
 Periodically check all fixings and tighten if necessary.